

PRODUCT COMPARISON



Cherokee Mountain Stone

Table of Contents

- Product Comparison3
- Cumberland Ledgestone4
- Manor Stone.....6
- Square Stack.....8
- European Cobblestone.....10
- Field Stone.....12
- Splitface Limestone.....14
- Blends.....16
- Commercial18
- Installation.....20
- Accents21
- Technical Data.....23

Stonehouse Solutions

Unlike other manufactured stone, our products are made from crushed stone rather than large visible aggregates. Our products are also colored throughout, allowing them to weather like natural stone and to be cut like natural stone.

These qualities give you a long lasting natural stone appearance, as well as simplifying the installation process by making a user friendly product designed to create a skilled craftsman appearance in a much more timely and cost effective fashion.

Each of our “Mother” stones have been carefully selected then expertly handcrafted by highly skilled stone masons. The founders and creators have been involved in stone masonry for more than 50 years combined experience. They are educated in every aspect of the art of stone. Many stone manufacturers purchase their molds from outside companies, limiting creativity and innovation in their available products. Creativity, quality, and innovation are of the utmost importance to our company. Inspiration for each style of stone we offer comes from the knowledge and experience that is a result of many years involved in the masonry industry.

Stonehouse Solutions Remanufactured Stone™ process produces a more natural like stone product than other stone manufacturers. To the right we have demonstrated a comparison in Stonehouse Solutions stone (Figure A), Natural stone (Figure B), and a leading competitor (Figure C). The top piece in each example shows a stone with a surface chip. The middle example is a sawn piece, which is commonly necessary for completing a project. The bottom piece is a broken or chiseled piece which clearly with our competitor’s product would be nearly impossible to disguise the aggregate in application. Note the similarity in our products to natural, and the unsightly aggregate in the competitor.

MANUFACTURED STONE

Most manufactured stone companies use large unsightly aggregates in composing their stone products. This makes it difficult to disguise cuts in the stone during the installation process. It is almost always necessary to cut or chisel some stones in any project, this gravel like aggregate does not reflect a natural stone appearance. As you can see from the photos at the top right of this page, the appearance of the aggregate is just behind the surface of the stone. Additionally most manufactured stone companies do not color their products throughout, which could lead to fading in color over time. Some do color their products but continue to use large aggregate making no improvement to the appearance of the inside of their products. Stonehouse Solutions remedy these imperfections in manufactured stone with our Remanufactured Stone™ process. We manufacture our products from crushed stone and color them throughout, recreating new stone, from stone. Our products stand up to the same rigorous testing as do theirs, with no change in Compressive Strength, and in some cases dramatically outperforming, resulting in a more natural stone appearance through and through.

NATURAL STONE

Natural stone, while beautiful, can be more costly (from 50-60% more depending on area) in comparison to manufactured stone products. It is anywhere from 6 to 8 inches thick, which requires footers, ledgers, and wall ties in order to support the weight of the stone. Thin veneer can be used in many more diverse applications. It may be used in situations where a full-bed stone cannot. It does not require a ledger, footer, or wall ties like natural stone. Natural stone also requires superbly skilled masons to chisel and work the stone; then lift into place – which translates into more expensive labor costs. Besides saving time in completion, you will save money on materials and labor in utilizing thin veneer in lieu of natural stone. Additionally, specific colors and textures are sometimes unavailable in natural stone, Stonehouse products are available in many diverse colors and styles; including custom colors and style blends. Quarries do not always uncover what is in demand, and when they do, it can be extremely costly. All of our styles can be manufactured in any color with no variation in price based on style or color selection. Because our stone is most like natural stone in its make up, you may create the same long-lasting natural stone appearance with a much more affordable Remanufactured Stone™ product.

THE OTHER GUYS



Unsightly aggregate composition lies just below the surface of other leading brands.

STONEHOUSE




Figure A

NATURAL




Figure B

LEADING COMPETITOR




Figure C

Cumberland LedgeStone

Cumberland LedgeStone is a traditional stacked stone modeled after the style of stone remnants used by early settlers as they gathered resources from their land and fields to build their homes.

Autumn Blend



Stonebridge

*Today, it transforms any façade into a rustic-style retreat. It looks as though it has been hand-picked from nature with a wide variety of depth and texture. It is one of our most versatile stones, and may be combined with one or more of our other styles. *ℳ**

Cumberland LedgeStone

Cumberland LedgeStone, like all of our styles, may come in any color we produce. It is not limited to sample pictures below. Actual colors may vary slightly from photo perception.




STONEBRIDGE



BUCKSKIN



SCOTTISH GREY




CHEROKEE



EARTH BLEND



PENNSYLVANIA



Colonial Grey



Earth Blend

Manor Stone

Manor Stone is a random square field stone. When applied with a grout joint (this page), it creates a traditional look reminiscing the Old World charm of a European manor home or a Colonial American Homestead. Manor Stone may also be laid in a drystack Ashlar pattern (next page) to attain a mortarless streamlined contemporary look. ☺



Tennessee Grey



PENNSYLVANIA



COLONIAL GREY

Manor Stone, like all of our styles, may come in any color we produce. It is not limited to sample pictures below. Actual colors may vary slightly from photo perception.



CHEROKEE




DUSTY GREY




EARTH BLEND



BUCKSKIN



SUMMERFIELD



PENNSYLVANIA

All samples pictured on this page are drystack in an Ashlar Pattern with a minimal grout joint.



Cherokee



Bluegrass

Square Stack

*Square Stack is an expertly handcrafted stacked stone. We cast it from a wide variety of original limestone rocks. Each one having been carefully chiseled to evoke a clean contemporary appeal. Traditionally it is dry stacked, or you may choose to use a mortar joint to create a softer contemporary design. *®**

Square Stack

Square Stack, like all of our styles, may come in any color we produce. It is not limited to sample pictures below. Actual colors may vary slightly from photo perception.



AUTUMN BLEND



CARAMEL




CHEROKEE



EARTH BLEND



PENNSYLVANIA



BLUEGRASS



Dusty Grey

European Cobblestone

European Cobblestone is a coarsely textured limestone style. Its carefully chiseled edges and deeper profile create shadow and depth giving it a thick, bold appearance. It creates a very strong, dignified look while still exuding an elegant, stately charm. 🍷



River Moss

European Cobblestone

European Cobblestone, like all of our styles, may come in any color we produce. It is not limited to sample pictures below. Actual colors may vary slightly from photo perception.



BLUEGRASS



DUSTY GREY



EARTH BLEND



PENNSYLVANIA




COLONIAL GREY*



BUCKSKIN

*product may be stacked to obtain a distinct look

Field Stone

Field Stone is an Appalachian-inspired, rustic-style stone. The early settlers gathered the fallen stones, found in abundance around the base of the mountains, for use in building their homes. We have replicated the rustic look by maintaining the random sizes and shapes along with natural weathering and imperfections. It is nicely suited for log homes or country rustic homes and businesses. 



Autumn Blend

Cherokee



Field Stone

Field Stone, like all of our styles, may come in any color we produce. It is not limited to sample pictures below. Actual colors may vary slightly from photo perception.



AUTUMN BLEND



SUMMERFIELD



PENNSYLVANIA



CHEROKEE




BUCKSKIN



EARTH BLEND



Smokey Mountain



Bluegrass w/ 25% Scottish Grey

Splitface Limestone

*Splitface Limestone is a simple yet elegant form of heavy limestone. Its inspiration comes from an age-old technique of fracturing and splitting the stone to reveal a fresh unearthed stone surface with slightly pitched edges. It is reminiscent of stone you might see on a historic building or bridge. More and more it is commonly being used in residential "old-world" design. *ℳ**

Splitface Limestone

Splitface Limestone, like all of our styles, may come in any color we produce. It is not limited to sample pictures below. Actual colors may vary slightly from photo perception.



BLUEGRASS



BUCKSKIN



SMOKEY MOUNTAIN*



CHEROKEE



KENTUCKY GREY



DUSTY GREY


*product may be stacked to obtain a distinct look



Earth Blend - Appalachian Stack

Appalachian Stack

Pictured above, we've blended 80% Cumberland LedgeStone with 20% Mountain Stone Jumpers in the color Earth Blend for a traditional rustic look.



Custom Color - Old World

Custom Creations

All six of our main styles may be custom blended to attain your very own stone design. This page and the next show examples of beautiful projects where one or more styles have been blended. We will outline a few common options but you may customize based on your own tastes or the look you desire. The possibilities are endless.



Buckskin - Appalachian Stack
80% Cumberland LedgeStone
20% Mountain Stone



Autumn Blend - Old World

Old World

Pictured above, and to the left, is a blend of 50% Cumberland LedgeStone, 25% Mountain Stone, and 25% Splitface Limestone for an Old World look.



Autumn Blend - Old World
50% Cumberland LedgeStone
25% Splitface Limestone
25% Mountain Stone



Cherokee - Country Stack

Autumn Blend - Country Stack
50% Square Stack
50% Cumberland LedgeStone



Tennessee Grey - Rustic
50% Square Stack
50% Splitface Limestone



Dusty Grey - French Country

Country Stack

Mixing contemporary clean lines and rustic warmth is an increasingly desired look. This fireplace to the left is a blend of 50% Square Stack and 50% Cumberland LedgeStone. The Square Stack gives a streamlined modern look while the LedgeStone creates depth and shadowed textures.

French Country

For those who are seeking a classic look with informal charm, this blend is a nice choice. Pictured below is a blend of 50% Manor Stone and 50% Cumberland LedgeStone. It creates a quaint cottage or French country farmhouse-like appeal.

Commercial

Stone facades are being used more frequently in commercial applications. Because versatile **Stonehouse Solutions** products are made of the highest quality materials, you can be confident using a less expensive manufactured stone over natural stone without sacrificing quality. *®*



Cherokee - Country Stack



Rosewood - Cumberland Ledge Stone



Autumn Blend - Old World



Cherokee - Country Stack



Chardonnay Manor Stone in Ashlor Pattern



Cherokee Mountain Stone



Cherokee - Country Stack



Earth Blend Appalachian Stack



Installation

CALCULATING MATERIALS

Stone Flats – Length x width = sq. ft. necessary

Stone Corners – Vertically measure each corner, and remember to back out from flats quantity.

Mortar – Non-Grouted Projects equal approximately 3 bags per 100 sq. ft.
Grouted Projects equal approximately 4 bags per 100 sq. ft. (Quantities include scratch coat)

Sand – 150 lbs. of sand per bag of mortar

Felt Paper – In most cases 400 sq. ft. per roll

Metal Lathe – Pieces are approximately 18 sq. ft. should be calculated at 16 ft. per sq. ft. to allow for overlap

NOTE: It is recommended to sponge off walls and back of stone to remove any dust or debris before applying stone.

WATER MANAGEMENT

Stone and mortar of any kind are not waterproofing systems. Felt paper must be used on all exterior mortar applications with the exception of untreated block, brick, masonry stucco, concrete or other untreated, unpainted masonry products. Follow all requirements according to building code standards prior to installation. This includes but is not limited to: Flashing, weather resistant wrap, and Flashing tape around windows and doors. Felt paper should be installed from the bottom up overlapping at least 4 inches on each new course.

MORTAR PREPARATION

Standard Type S Mortar is used in applying stone. The following are recommended mixing instructions based upon 1- 84lb. bag of masonry:

- 1 84lb. Bag of Type S Masonry
- 150 lbs. of sand
- Approximately 3-4 Gallons of water
- Mix to desired consistency
- (Some sand may be more wet or dry depending on sand provider. Adjust water to compensate.)

Scratch coat usually is thicker (less water),
Setting mortar, thinner (more water)

METAL LATHE

Install metal lathe to studs using galvanized nails or staples every 6-12 inches on center with a minimum of 1" penetration. Overlap lathe sides a minimum of 2" maximum 3".

SCRATCH COAT

Apply a 1/2" scratch coat of mortar covering every cell of lathe. Strike lines in the scratch coat with a notched trowel or coarse brush for added mortar lock bond. Allow time to cure.

INSTALLATION METHODS

WALL TYPE	PREPARATION
MASONRY/BLOCK (CMU) Clean Unpainted, Untreated Block or Concrete Masonry Stucco, or Brick (No sand face)	Remove any loose dust or debris from wall with water or wire brush. Prepare using .5" scratch coat with 1/2 notch trowel using type S masonry mortar. Refer to Figure A.
PAINTED/TREATED Block, Masonry Stucco, or Painted Brick	Pressure wash or sand blast to reveal remove treatment or finish, then proceed as above, or fasten wire lathe using masonry nails 10" on center. (No vapor barrier necessary)
WOOD FRAME SHEETROCK DURA ROCK OSB BOARD	First install 15-30 lb felt paper/moisture barrier fastened with slap stapler to all exterior applications. Next fasten wire lathe with 1" crown staples or galvanized nails (no longer than 1.5" nails) every 10" on center. Sheetrock interior applications do not require felt paper. Prepare using 3/8"-.5" Scratch coat with a notch trowel using Type S masonry mortar. Refer to Figure B.
METAL STUDS METAL BUILDING	Follow above directions for WOOD FRAME, except you will need to use self tapping screws no longer than 1.5" on every stud 6" on center vertically.

Be sure to research and follow all building codes specific to your area.

FIGURE A – Wood Framing/OSB/Plywood/Sheet Rock

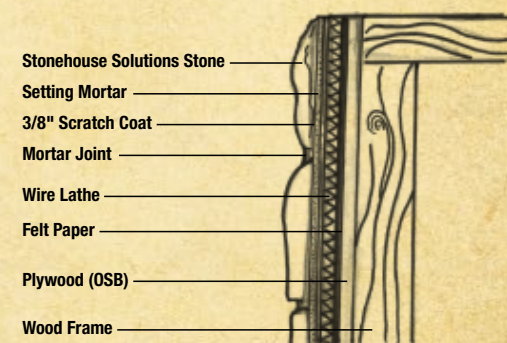
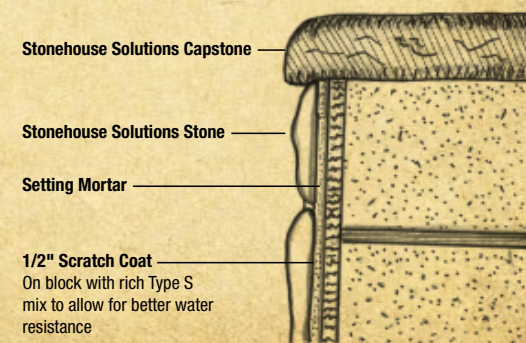


FIGURE B – Block/Masonry



Stone Accents

Attention to Detail

Along with the various style of stone we offer, we also manufacture a wide variety of stone accessories to skillfully complete any stone project. We offer nearly every amenity imaginable, and we strive to be innovative in creation of new ideas. All accessories come in any of the 5 color choices pictured below. They are each designed to blend nicely with the colors we offer in our line. The home pictured to the right is a beautiful example of many of our accents. The masons used European Cobblestone in Sunflower with Keystones and Soldiers around windows and arches. There are bullnosed sills under the windows, and also used around the top of their foundation for a nice divide between stone and stucco.

Available Accent Colors



Walnut



Buff




Chilhowee



Kentucky Grey



Sandstone



Hearthstones

A nice finishing touch to any hearth, ours come in one size, meant to have a slight overhang.
Size: 17.5"x19.5"



Corbels

Our Corbels are design to provide a stone support for mantles. Includes mounting bracket for easy installation.



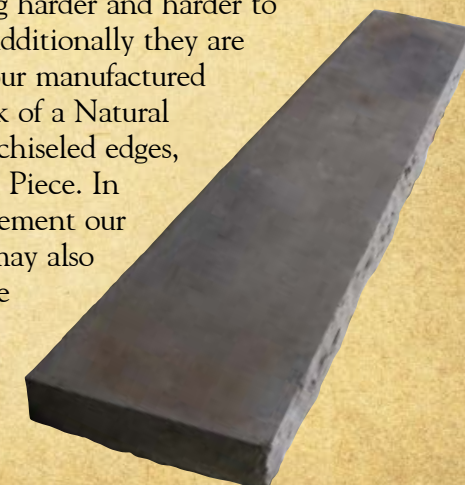
Hearthstones, Mantle, and Corbels in a blend of Cumberland Ledge stone and Mountain Stone Jumpers.

Mantles


Natural Stone Mantles are becoming harder and harder to get, especially in particular colors. Additionally they are extremely expensive in contrast to our manufactured version. We have replicated the look of a Natural Stone Mantle down to the detailed chiseled edges, which you would see from a Natural Piece. In unison with our Corbels they complement our stone fireplaces dramatically. They may also be used as a single Hearthstone piece and as treads for steps.

Available sizes:

- 4'x12"
 - 6'x12"
 - 5'x10"
- (All sizes have pitched edges on front and two sides)



Light and Electrical Boxes



Stone Sills/Watertables

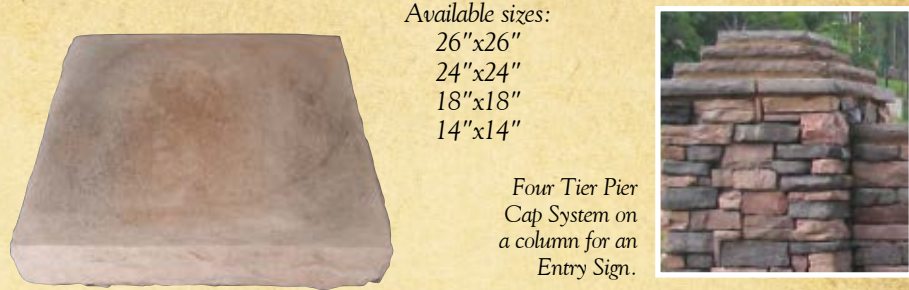
Our stone sills can not only be used as an added detail under your windows. They also function as a watertable or drip ledge in many circumstances such as a nice horizontal transition where the stone meets other sidings.



Sills can be used as an attractive transition between stone, brick, or other siding.

Pier Caps

Pier Caps are pitched on four edges and provide a tiered capstone look. You may choose two, three, or four descending sizes. They are versatile by them selves and can be used in many cases where a standard capstone is not sized right.



Capstones

Capstones are great for capping retaining walls, entry signs, etc. They come in three sizes, including curved for designs that require a radius.

Available Sizes:
12"x24" Smooth (top)
17"x24" Stone Face (not pictured)
12"x24" Smooth Curved (bottom)



Formstones

Our formstones were designed specifically to edge drab cement slab porches, driveways, or curbs with an attractive rock-faced finish. In addition to providing beauty, they save in labor costs since they act as the form for the poured cement and do not require removal.



Keystones

Keystones are nice window accents, they may be used alone, with Stonehouse Soldiers, or Sills to dress out your windows with added character.

Available sizes:
5" base x 9" top x 11" height



Key Trim

We also manufacture lovely trim stones made specifically to perfectly bracket keystones.

Technical Data & Testing

Stonehouse Solutions products are of the highest quality pre-cast stone. Our products are time proven to be durable and colorfast, resembling natural stone.

Average thickness	1.5"
Average installed weight	12-14 lbs. per sq. ft.
Compressive Strength.....	3,400 p.s.i.
Average Water Absorption.....	9%
R Value	0.58
Non combustible, Flame Spread.....	0

Maintenance, Warranty, & Installation

Stonehouse Solutions products carry a limited 50 year warranty when installed on structures conforming to building codes and when installed according to instructions provided by manufacturer. Detailed instructions available upon request. Stonehouse Solutions products require no maintenance. It is not recommended to apply cleaning chemicals of any kind to the stone, doing so would result in termination of warranty.

Packaging

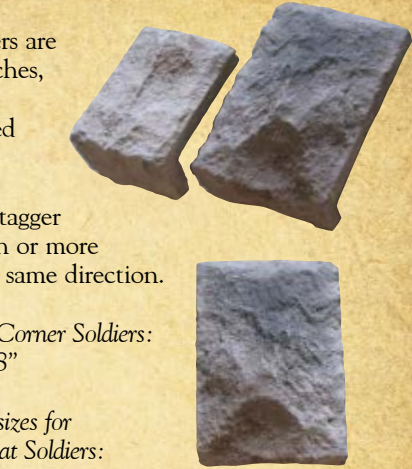
Cumberland LedgeStone & Square Stack.....	150 sqft
Manor Stone & Splitface Limestone	175 sqft
Fieldstone	156 sqft
Eurocobble.....	162 sqft
Pallet Size.....	40"x48"x24"
Weight.....	1550 lbs. - 2000 lbs.

Soldiers and Corner Trim

Corner Trim Soldiers are a great detail for arches, recessed windows, and may also be used as Quoins to bring beautiful detail to corners. You may stagger them back and forth or more uniformly all in the same direction.

Available sizes for Corner Soldiers:
6"x 8"

Available sizes for Traditional Flat Soldiers:
6" x 8" and 4"x 4"



Cobble Trim

We also offer a more random style trim stone called Cobble Trim.



Kentucky Grey European Cobblestone

Crawl Space Vent Covers

One of the latest innovations added to our accessory line are decorative stone vent covers. Instead of an eye sore it is beautiful piece of architectural design.

